

ENDURA® Direct-Drive 57-Inch Fan




Chore-Time's 57-inch (145-cm) ENDURA® Direct-Drive Fan features a variable-speed, direct-drive motor for minimal maintenance and maximum efficiency.

Low Maintenance


- ENDURA® Fans with direct-drive motor eliminate many common maintenance needs.
- No belts and pulleys to replace.
- No bearings to grease.
- Durable design of the ENDURA® Fan itself offers low maintenance and long-lasting performance.

Energy Efficient

- Direct-drive design offers a superior level of efficiency for energy-minded growers.
- Even greater savings can be achieved due to variable speed functionality.



With no belts, pulleys or bearings, the direct-drive motor eliminates many common maintenance needs.



Chore-Time's 57-inch ENDURA® Direct-Drive Fan with HYFLO® Shutters features a variable speed motor to help maximize energy efficiency.

Variable Speed

- Variable frequency drive allows fan to operate at different speeds.
- Fan speed is controlled automatically by the CHORE-TRONICS® 3 Controller in combination with a variable frequency drive.
- Exponential energy savings can be achieved by slowing fan speed whenever air flow requirements allow.

Fan Performance

- Efficiently produces one of the highest air flow ratings in the industry.
- Provides very consistent air flow as the wind speed varies.
- All ENDURA® Fan components were designed by Chore-Time to maximize overall fan efficiency.

Proven ENDURA® Fan Design

- Direct-drive fans use Chore-Time's industry-leading ENDURA® Fan design.
- Features HYFLO® Shutters, which do not suffer the typical 12-15% loss of efficiency and air speed typical of dirty louver-style shutters, so air speed is maintained to the end of the flock, when you need it most.
- Durable long glass fiber composite shroud and HYFLO® Shutter Doors contain 35% fiberglass for strength.
- Extensive durability testing under both extreme high and extreme low temperatures.
- Black HDPE (high-density polyethylene) cone aids in light control.



Count on Chore-Time for
experience, reliability,
performance and confidence.



Let's grow together®

www.choretime.com

Chore-Time is a division of CTB, Inc.
A Berkshire Hathaway Company

Find your authorized independent distributor at choretime.com/distributor

Chore-Time
Milford, Indiana USA
info@choretime.com

Chore-Time Europe Sp. z o.o.
Strykowo, Poland
info@choretime.pl


Chore-Time Europe B.V.
Panningen, Netherlands
info@choretime.nl

Chore-Time Ede
Ede, Netherlands
info@choretime.nl

ENDURA® Direct-Drive Fan Specifications

Composite Shroud & Shutter Doors / HDPE Cone

Direct-drive ENDURA® Fans efficiently produce one of the highest air flow ratings in the industry. Use a CHORE-TRONICS® 3 Controller, in combination with a variable frequency drive (shown below right), to achieve even greater energy savings by slowing the fan whenever air flow requirements allow.



HYFLO® Shutters improve fan performance by minimizing obstructions during operation.

NOTE: Inside grill has been removed for photography only.



Variable frequency drive

STANDARD MOUNT		U.S. MEASURE				METRIC				Air Flow Ratio	Bess Lab Test No.	Power
Part No.	Hz	Static Pressure .10"		Static Pressure .15"		Static Pressure 25 Pa		Static Pressure 37.5 Pa				
		CFM	CFM/Watt	CFM	CFM/Watt	CMH	CMH/Watt	CMH	CMH/Watt			
56555-1	42.0	32,100	19.2	30,600	17.3	54,500		52,000		.86	20429	230V 60 Hz 1 Ph
	41.8	32,000	19.7	30,500	17.6	54,300	33.6	51,900	30.0		20084*	
	38.1	28,900	22.5	27,100	19.7	49,000	38.3	46,100	33.5			
	33.0	24,400	27.5	22,100	23.0	41,400	46.8	37,600	39.1			
	28.1	18,200	29.8	14,800	22.5	31,000	50.6	25,200	38.3			
	23.2	11,900	31.8	6,600	15.9	20,300	54.0	11,300	27.0			
56555-2	42.0	32,100	20.0	30,400	17.7	54,500	34.0	51,600	30.1	0.86	20085*	230V 60 Hz 3 Ph
	38.2	28,800	22.8	27,100	19.9	48,900	38.8	46,100	33.7			
	33.2	24,400	27.6	21,900	22.7	41,400	46.9	37,200	38.6			
	28.2	18,300	29.9	14,700	22.4	31,100	50.8	25,000	38.1			
	23.2	11,400	30.5	6,500	15.5	19,400	51.8	11,000	26.4			
56555-2	42.0	31,800	19.8	30,500	17.9	54,100	33.7	51,700	30.4	0.86	20086*	230V 50 Hz 3 Ph
	38.2	28,700	22.6	27,000	19.9	48,900	38.4	45,900	33.9			
	33.2	24,200	27.1	21,900	22.6	41,100	46.0	37,200	38.5			
	28.2	18,300	30.0	14,600	22.3	31,000	51.0	24,800	37.9			
	23.2	11,500	31.0	6,400	15.7	19,600	52.7	10,900	26.6			

*Note: fan sub-assembly 56555-1P



STANDARD MOUNT		U.S. MEASURE				METRIC				Air Flow Ratio	Bess Lab Test No.	Power
Part No.	Hz	Static Pressure .10"		Static Pressure .15"		Static Pressure 25 Pa		Static Pressure 37.5 Pa				
		CFM	CFM/Watt	CFM	CFM/Watt	CMH	CMH/Watt	CMH	CMH/Watt			
56555-3	42.0	32,200	20.1	30,700	18.2	54,700		52,100		0.86	20427**	380V 50 Hz 3 Ph
	38.3	29,200	23.1	27,500	20.4	49,600		46,700				
	33.3	24,600	27.6	22,400	23.4	41,800		38,000				
	28.3	18,400	29.9	15,000	22.7	31,200		25,500				
				Static Pressure .12"								
	23.3	12,100	32.0	9,900	26.3	20,500		16,800				
				Static Pressure .15"								
56555-3	42.0	32,300	20.2	30,600	18.0	54,900		52,000		0.86	20428**	480V 60 Hz 3 Ph
	38.3	29,200	23.0	27,400	20.2	49,600		46,500				
	33.3	24,600	27.6	22,300	23.0	41,800		37,900				
	28.3	18,500	30.0	15,000	22.7	31,400		25,500				
				Static Pressure .12"								
	23.3	12,300	32.1	9,900	26.0	20,900		16,800				
				Static Pressure .15"								
56911-1	42.0	32,200	18.6	30,700	17.0	54,700		52,100		0.86	21079*	230V 60 Hz 1 Ph
	38.3	29,200	21.7	27,500	19.2	49,600		46,700				
	33.3	24,600	26.2	22,400	22.0	41,800		38,000				
	28.3	19,700	31.8	16,500	24.4	33,500		28,000				
	23.3	12,400	31.9	7,200	16.9	21,000		12,200				
56911-2	42.0	32,100	19.1	30,500	17.3	54,500		51,800		0.86	21080*	230V 60 Hz 3 Ph
	38.3	29,200	21.9	27,300	19.1	49,600		46,400				
	33.3	24,700	26.5	22,400	22.1	42,000		38,000				
	28.3	19,500	31.8	16,300	24.5	33100		27,700				
	23.3	12,100	31.9	7,100	16.6	20,500		12,000				
56911-3	42.0	31,900	19.3	30,500	17.6	54,200		51,800		0.86	20436**	380V 50 Hz 3 Ph
	38.3	29,000	22.3	27,100	19.6	49,300		46,000				
	33.3	24,500	26.8	22,300	22.7	41,600		37,900				
	28.3	19,500	31.8	16,400	24.7	33,100		27,800				
				Static Pressure .12"								
	23.3	12,200	31.7	10,000	26.0	20,700		17,000				

*Note: fan sub-assembly 56555-1P

**Note: fan sub-assembly 56555-3P

