



Power Unit Maintenance

1. Replace the red, plastic Gearhead Shipping Plug with the Vent Plug, supplied, before operating the Power Unit.
2. The Gearhead is shipped from the factory with SAE #40 (or equivalent) weight detergent oil.

Check the oil level at initial installation and every 6 months thereafter. The oil level should up to the Pipe Plug in side of Gearhead (with the Power Unit/Gearhead in the upright, horizontal position).

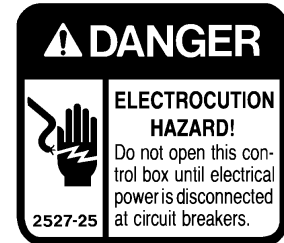
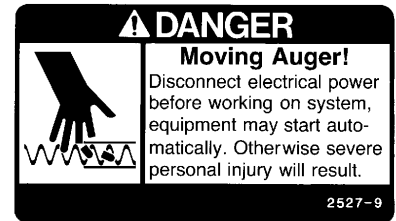
Refer to the system installation manual for additional Power Unit maintenance information.

3. If the electric motor is equipped with a thermal overload protector, allow the motor to cool, then push the button to reset button.
4. **Caution! Keep hands away from exposed auger.**

Caution! Disconnect power before servicing the equipment.

Contact your nearby Chore-Time distributor or representative for additional parts and information.

Chore-Time Equipment, A Division of CTB, Inc.
P.O. Box 2000, Milford, Indiana 46542-2000 U.S.A.



MA274D
Effective July 1995

Printed in the U.S.A.



Power Unit Maintenance

1. Replace the red, plastic Gearhead Shipping Plug with the Vent Plug, supplied, before operating the Power Unit.
2. The Gearhead is shipped from the factory with SAE #40 (or equivalent) weight detergent oil.

Check the oil level at initial installation and every 6 months thereafter. The oil level should up to the Pipe Plug in side of Gearhead (with the Power Unit/Gearhead in the upright, horizontal position).

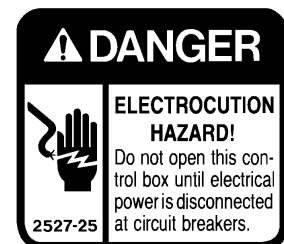
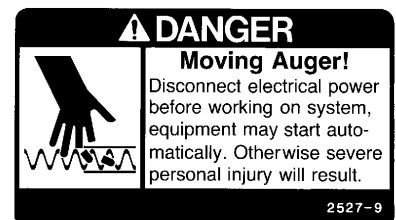
Refer to the system installation manual for additional Power Unit maintenance information.

3. If the electric motor is equipped with a thermal overload protector, allow the motor to cool, then push the button to reset button.
4. **Caution! Keep hands away from exposed auger.**

Caution! Disconnect power before servicing the equipment.

Contact your nearby Chore-Time distributor or representative for additional parts and information.

Chore-Time Equipment, A Division of CTB, Inc.
P.O. Box 2000, Milford, Indiana 46542-2000 U.S.A.



MA274D
Effective July 1995

Printed in the U.S.A.