




Drop Tube Switch Part No. 56310



Introduction

The 56310 Drop Tube Switch is designed for use with any feeding system that carries free flowing feed.

It is designed to be mounted to the Drop Tubes.

The Delay Timer will allow the operator to set the maximum run time for the auger to ensure that it will not continue to operate if the feed bin runs out of feed.

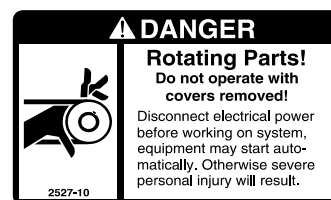
Follow Safety Instructions

Carefully read all safety messages in this manual and on your equipment safety signs.
Follow recommended precautions and safe operating practices.

DANGER: Moving Parts

Disconnect electrical power before working on system, equipment may start automatically. Otherwise personal injury will result.

Severe personal injury will result if the equipment is operated without covers properly installed.



DANGER: Electrical Hazard

Disconnect electrical power before inspecting or servicing equipment unless maintenance instructions specifically state otherwise.

Ground all electrical equipment for safety.

All electrical wiring must be done by a qualified electrician in accordance with local and national electric codes.

Ground all non-current carrying metal parts to guard against electrical shock.

Electrical disconnects and over current protection are not supplied with the equipment.



Contact your nearby Chore-Time distributor or representative for additional parts and information.

Chore-Time Group, A division of CTB, Inc.

PO Box 2000

Milford, Indiana 46542-2000 USA

Phone (574) 658-4101 Fax (877) 730-8825

Email: choretime@choretime.com

Internet: www.choretime.com

Contents

Topic	Page
Introduction	1
Follow Safety Instructions	1
DANGER: Moving Parts	1
DANGER: Electrical Hazard	1
Installation	3
Switch assembly/Installation	3
Switch Adjustment	3
Wiring	4
DANGER: Electrical Hazard	4
.	4
Parts Listing	5
56310 Drop Tube Switch	5

Installation

Switch assembly/Installation

Mounting the Drop Tube Switch in the final Hopper Tubes lower than all other Hoppers will prevent all other Hoppers from running out of feed before the Switch activates to fill the system.

Attach the Switch to the Drop Tube **as shown**.

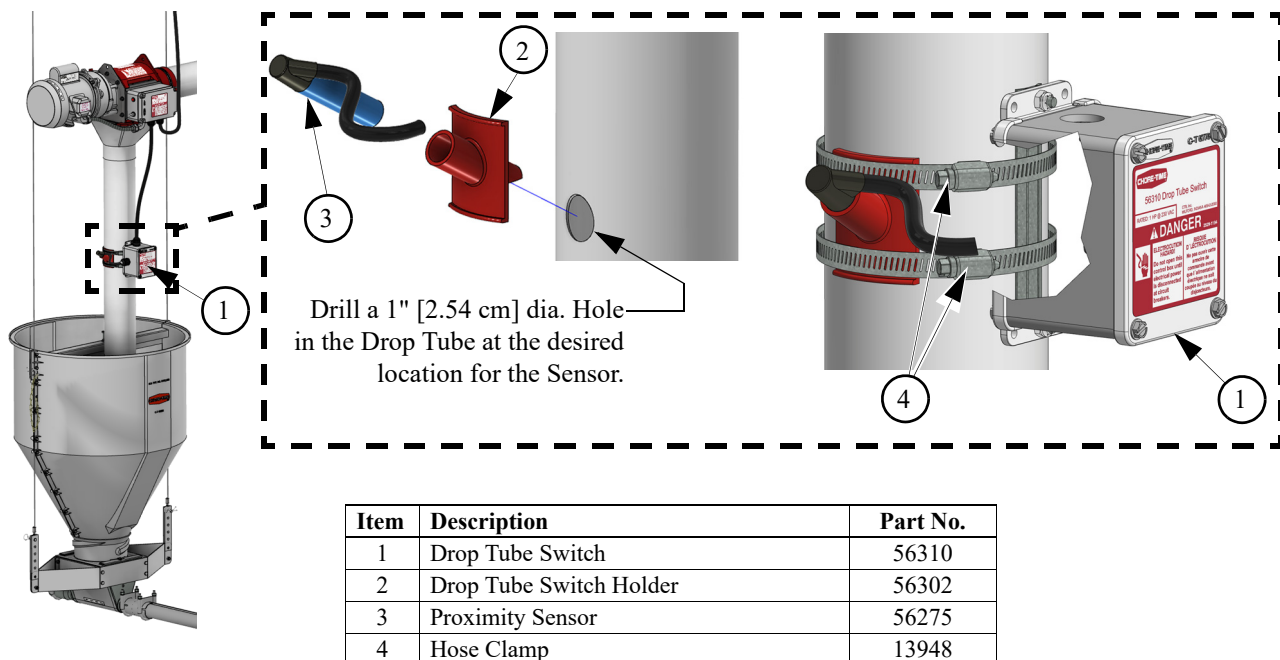


Figure 1.Installation

Switch Adjustment

Drop Tube Switch is pre-adjusted at the factory to a delay of "90" seconds. The delay may be changed for a specific installation.

Time Delay Adjustment

- For Less Time: Turn the **Time Delay Adjustment Screw** counter-clockwise (light blinks faster).
- For More Time: Turn the **Time Delay Adjustment Screw** clockwise. (light blinks slower).

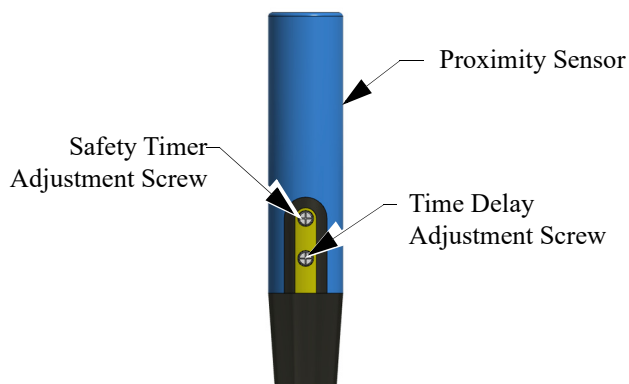


Figure 2.Switch Adjustment

Wiring

DANGER: Electrical Hazard

Disconnect electrical power before inspecting or servicing equipment unless maintenance instructions specifically state otherwise.

Ground all electrical equipment for safety.

All electrical wiring must be done by a qualified electrician in accordance with local and national electric codes.

Ground all non-current carrying metal parts to guard against electrical shock.

Electrical disconnects and over current protection are not supplied with the equipment.

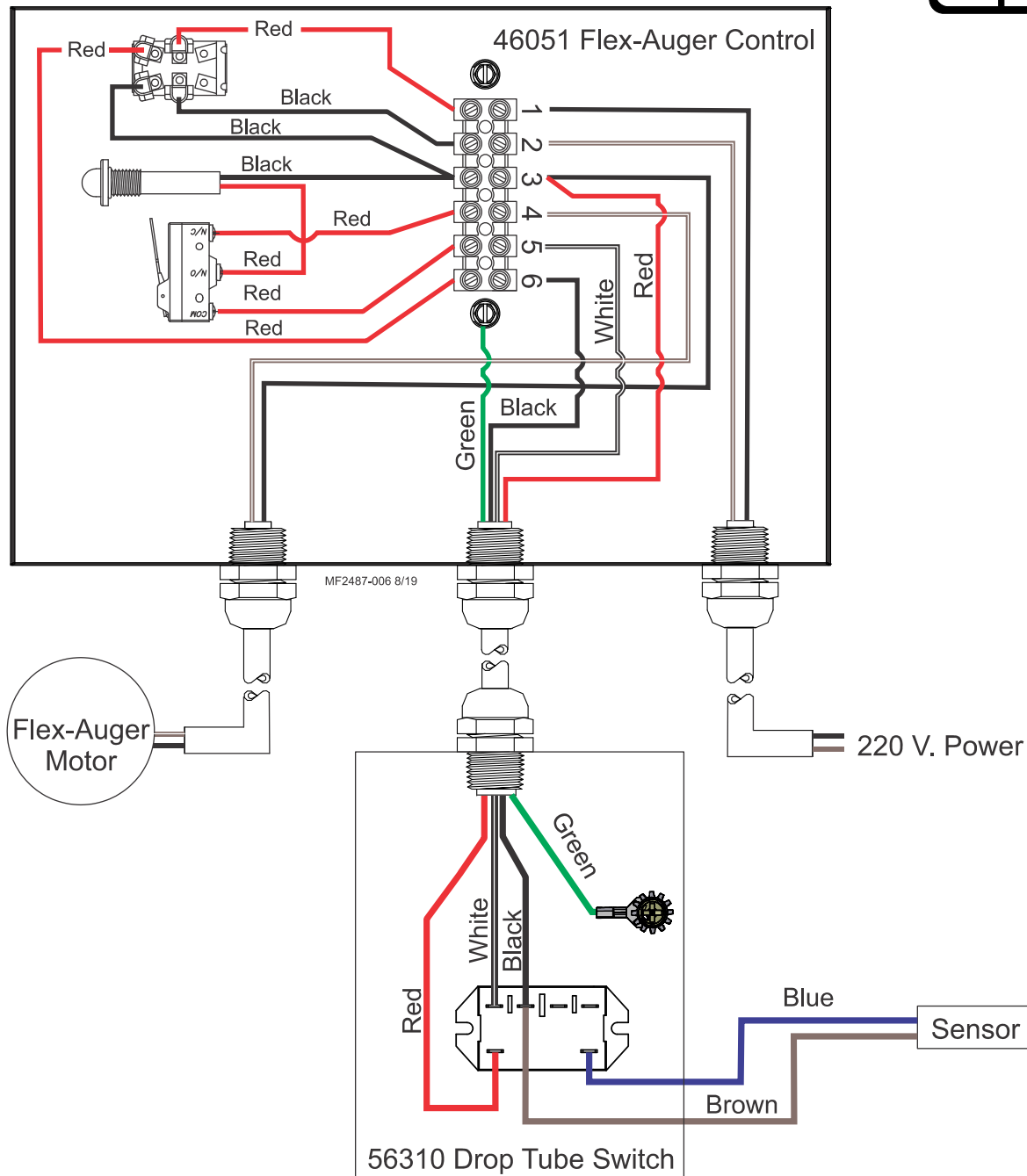
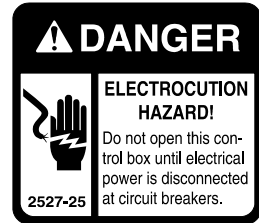
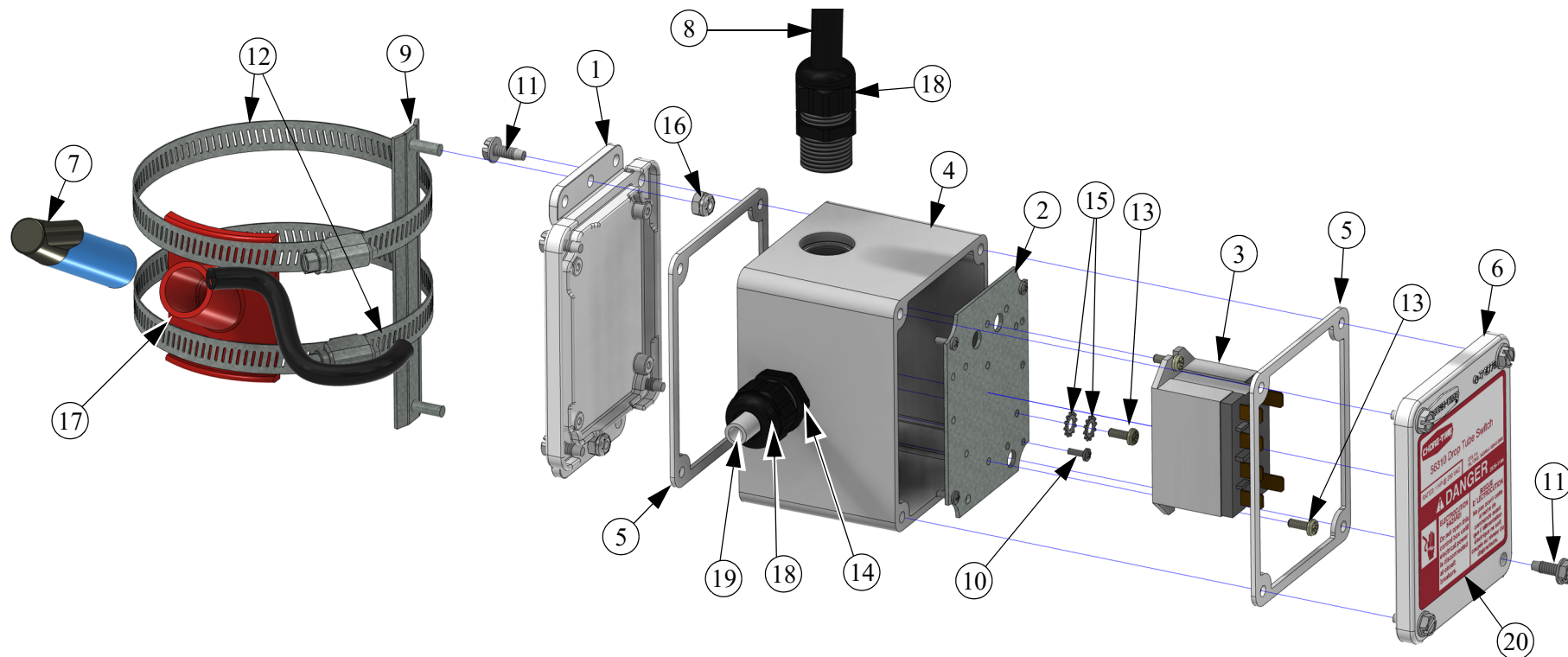


Figure 3.Wiring


Parts Listing

56310 Drop Tube Switch



Item	Description	Part No.
1	Terminal Box Mounting Cover	6956
2	Relay Mount for Control	52316-2
3	Omron Relay	28904
4	General Purpose Box	42627-16
5	Switch Box Gasket	6777
6	Switch Box Cover	6776
7	Proximity Sensor	56275
8	Cord Assembly	4999-125
9	Mounting Bracket	52315
10	Pan H SFTP #6-32 Screw	35493

Item	Description	Part No.
11	#10 x .5 HXWH Screw	28075
12	5" Hose Clamp	13948
13	#6-32 x 3/8 Phil Pan H Screw	34660
14	.5 x 1.058 x .265 Nylon Lock Nut	43662
15	Lock Washer	305
16	Hx Lock Nut w/Nylon Insert	34019
17	Drop Tube Switch Holder	56302
18	Liquid Tight Connector	23779
19	.25 x 2 Vinyl Tubing	14454-2
20	56310 Drop Tube Switch Decal	2529-1194



MADE TO WORK.

BUILT TO LAST.®

Revisions to this Manual

Page No.	Description of Change	ECO
	New Manual	34357

Contact your nearby Chore-Time distributor or representative for additional parts and information.

Chore-Time Group
A division of CTB, Inc.
PO Box 2000
Milford, Indiana 46542-2000 USA
Phone (574) 658-4101 Fax (877) 730-8825
E-mail: poultry@choretime.com
Internet: www.choretimepoultry.com