



48" Darkout Housing Kit (40538) Installation Manual

Thank You

The employees of Chore-Time Equipment would like to thank you for your recent Chore-Time purchase. If a problem should arise, your Chore-Time distributor can supply the necessary information to help you.

Warranty Information

Chore-Time Equipment ("Chore-Time") warrants each new Chore-Time product manufactured by it to be free from defects in material or workmanship for one year from and after the date of initial installation by or for the original purchaser. If such a defect is found by the Manufacturer to exist within the one-year period, the Manufacturer will, at its option, (a) repair or replace such product free of charge, F.O.B. the factory of manufacture, or (b) refund to the original purchaser the original purchase price, in lieu of such repair or replacement. Labor costs associated with the replacement or repair of the product are not covered by the Manufacturer.

Conditions and Limitations

1. The product must be installed by and operated in accordance with the instructions published by the **Manufacturer** or **Warranty will be void.**
2. Warranty is void if **all components** of the system are not original equipment supplied by the **Manufacturer.**
3. This product must be purchased from and installed by an authorized distributor or certified representative thereof or the Warranty will be void.
4. Malfunctions or failure resulting from misuse, abuse, negligence, alteration, accident, or lack of proper maintenance shall not be considered defects under the Warranty.
5. This Warranty applies only to systems for the care of poultry and livestock. Other applications in industry or commerce are not covered by this Warranty.

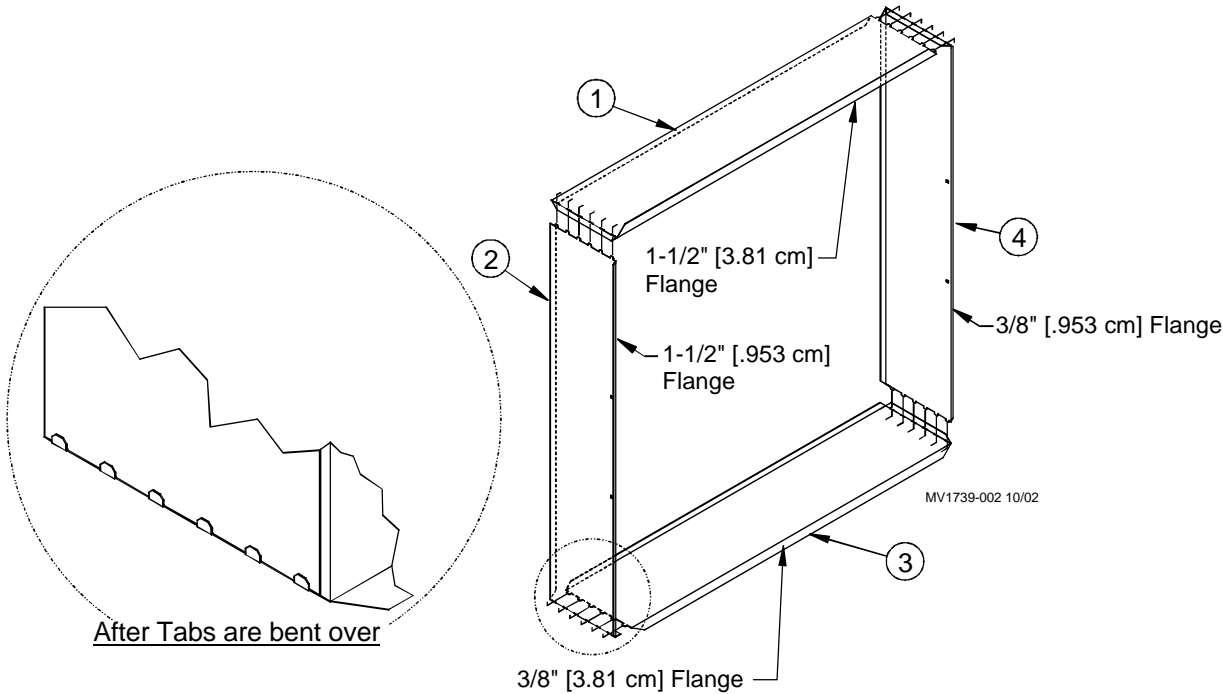
The **Manufacturer** shall not be liable for any **Consequential or Special Damage** which any purchaser may suffer or claim to suffer as a result of any defect in the product. "**Consequential**" or "**Special Damages**" *as used herein include, but are not limited to, lost or damaged products or goods, costs of transportation, lost sales, lost orders, lost income, increased overhead, labor and incidental costs and operational inefficiencies.*

THIS WARRANTY CONSTITUTES THE MANUFACTURER'S ENTIRE AND SOLE WARRANTY AND THIS MANUFACTURER EXPRESSLY DISCLAIMS ANY AND ALL OTHER WARRANTIES, INCLUDING, BUT NOT LIMITED TO, EXPRESS AND IMPLIED WARRANTIES AS TO MERCHANTABILITY, FITNESS FOR PARTICULAR PURPOSES SOLD AND DESCRIPTION OR QUALITY OF THE PRODUCT FURNISHED HEREUNDER.

Chore-Time Distributors are not authorized to modify or extend the terms and conditions of this Warranty in any manner or to offer or grant any other warranties for Chore-Time products in addition to those terms expressly stated above. An officer of CTB, Inc. must authorize any exceptions to this Warranty in writing. The Manufacturer reserves the right to change models and specifications at any time without notice or obligation to improve previous models.

Assembly

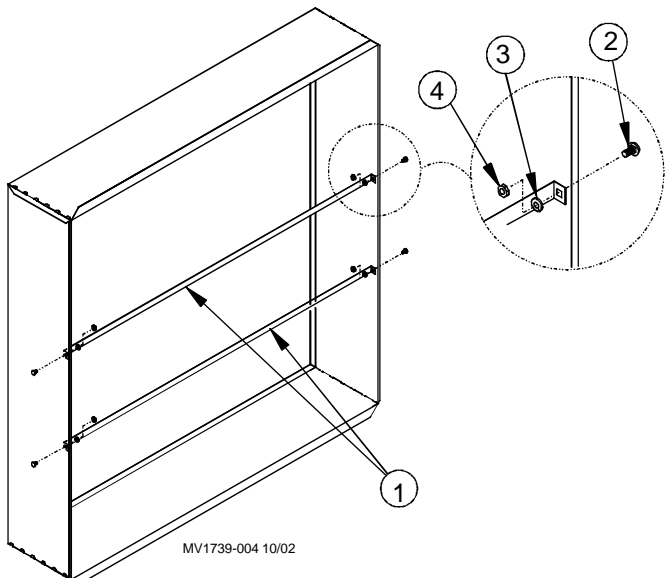
Assemble the Darkout Housing Panels as shown in **Figure 1 below**. Orient the Panels so that the 1-1/2", and 3/8" Flanges are towards the front as shown. Bend the Tabs over with a Pair of pliers or a hammer until flat with the Panels.



Item	Description
1	Darkout Housing Top Panel
2	Darkout Housing Side Panel
3	Darkout Housing Bottom Panel
4	Darkout Housing Side Panel

Figure 1. Panel Assembly

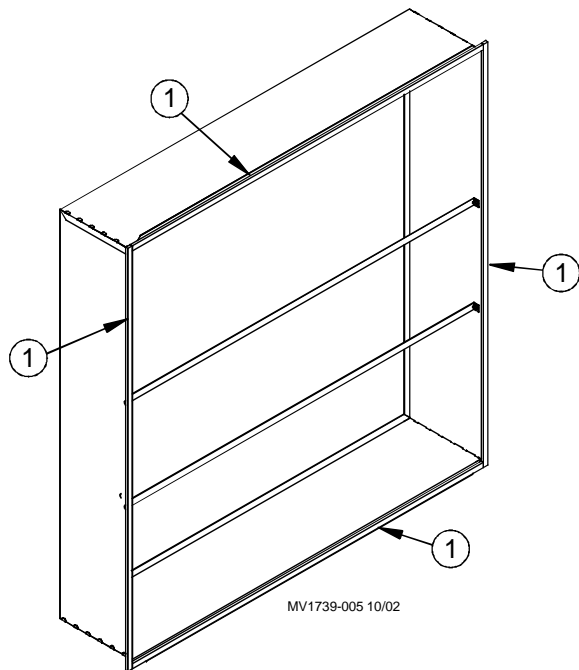
Attach the Housing Connection Bars (**Item 1, Figure 2**) as shown below.



Item	Description
1	Darkout Housing Connection Bar
2	5/16-18 x .625 Carriage Bolt
3	.323 x .586 x .07 Lock Washer
4	5/16-18 Hex Nut

Figure 2. Housing Connection Bar Assembly

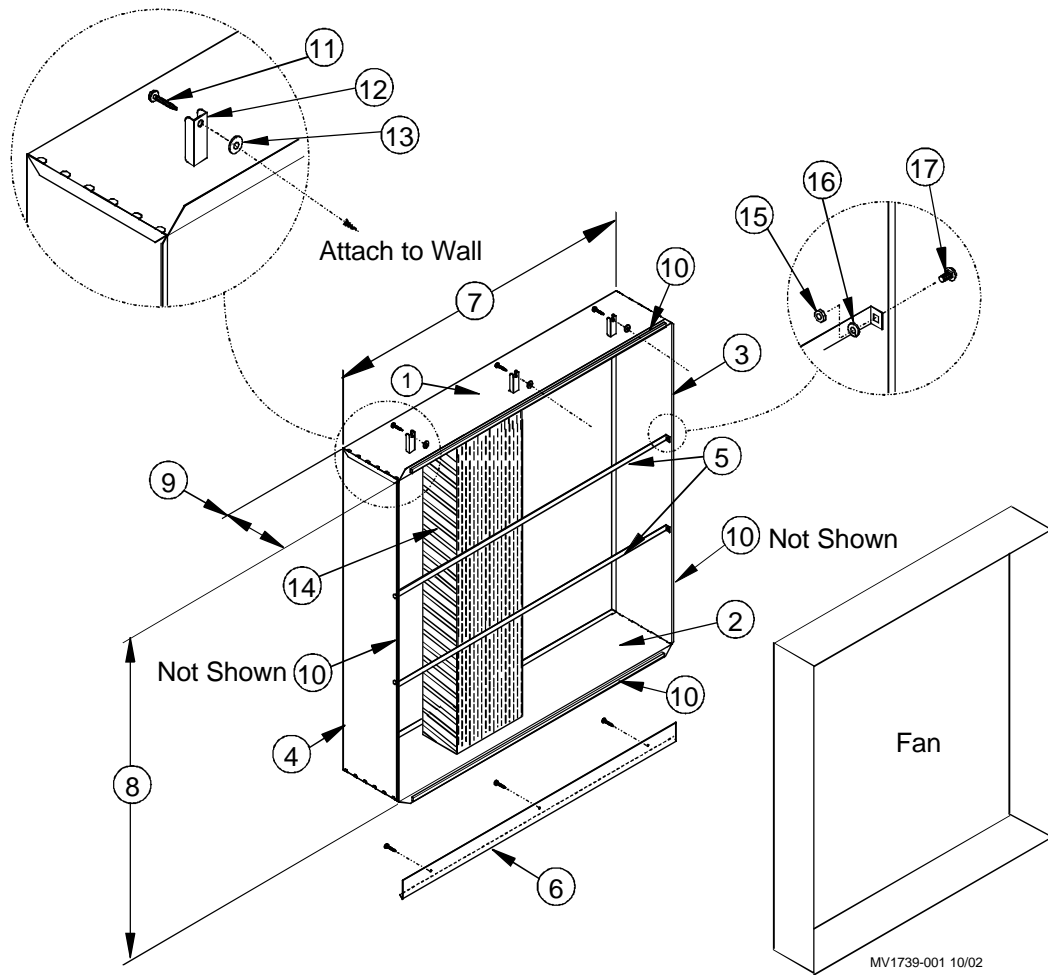
Apply Adhesive Foam Gasket Material (**Item 1, Figure 3**) to Flanges as shown. Make sure that you run each piece of Material flush with the next to keep light from leaking through.



Item	Description
1	Adhesive Foam Gasket Material

Figure 3. Apply Adhesive Foam Gasket

Dimensions and Part Numbers



Item	Description	Part No.
1	Darkout Housing Top Panel	40540
2	Darkout Housing Bottom Panel	40540
3	Darkout Housing Side Panel	40542
4	Darkout Housing Side Panel	40542
5	Housing Connection Bar	40544
6	Darkout Housing Rail	40606
7	59.13" [150.2 cm]	
8	60.25" [153.0 cm]	
9	12.06" [30.63 cm]	
10	Adhesive Polyethylene Foam	4914
11	1/4-10 x 1.7 Lag Screw	39217
12	Shutter Clip	36729
13	Nylon Washer	4856
14	Darkout Material	
15	5/16-18 Hex Nut	2145
16	.323 x .586 x .07 Lock Washer	547
17	5/16-18 x .625 Carriage Bolt	8282

Figure 4. Assembly and Dimensions

This Page Left Blank Intentionally



**Made to work.
Built to last.**

Contact your nearby Chore-Time distributor or representative for additional parts and information.

CTB Inc.

P.O. Box 2000 • Milford, Indiana 46542-2000 • U.S.A.

Phone (574) 658-4101 • Fax (877) 730-8825

E-Mail: ctb@ctbinc.com • Internet: <http://www.ctbinc.com>

Printed in the U.S.A.