



# 36" Crated Fan

## Model 8300

### Introduction

Thank-you for purchasing a CHORE-TIME® 36" Crated fan.

Please read the instructions in this manual prior to beginning the installation. This manual is designed to give necessary information on the installation, assembly, and maintenance of the 36" Crated fan.

The 36" Crated fan may be used for a variety of applications when properly installed.

**NOTE:** The 8300 Crated 36" Panel Fan includes a standard 1/2 HP Dual Voltage Motor. The fan assembly is available without the motor as Chore-Time Part No. 8300LM. The Crated Fan for use in 50hz applications is Chore-Time Part No. 8300-50 Hz.

### Installation

The fan can be mounted in-wall, or can be suspended from the ceiling. Installation procedure will vary depending on the type of installation desired.

**IN-WALL:** See the framing diagrams in Figure 1 for framing dimensions.

**CEILING SUSPENSION:** Use the two 3/8" (9.5 mm) holes drilled in the top of the fan assembly. A 13123 Suspension Kit is available, which includes 20' (6 m) of chain, two eye-bolts with nuts, two screw hooks and four "S" hooks.

### Assembly

1. Remove all contents from parts package.
2. Remove the complete motor mount assembly from the fan post by loosening the four (4) 3/8-16 x 3/4 inch bolts. Save all hardware.
3. Remove tape and wire tie from the V-belt, pulley, and shipping bolt from Pivot Plate.
4. Align the motor mount assembly with the third and fourth holes toward the bottom of the post. Use hardware saved in Step 1 to secure motor mount assembly. See Figure 2.
5. Slip V-belt over small pulley. Rotate large pulley until V-belt is positioned in pulley groove.

**NOTE:** V-belt spring tension is pre-adjusted. See figure 2 for actual adjustments.

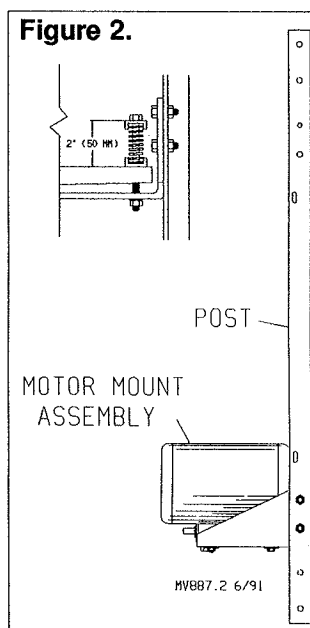
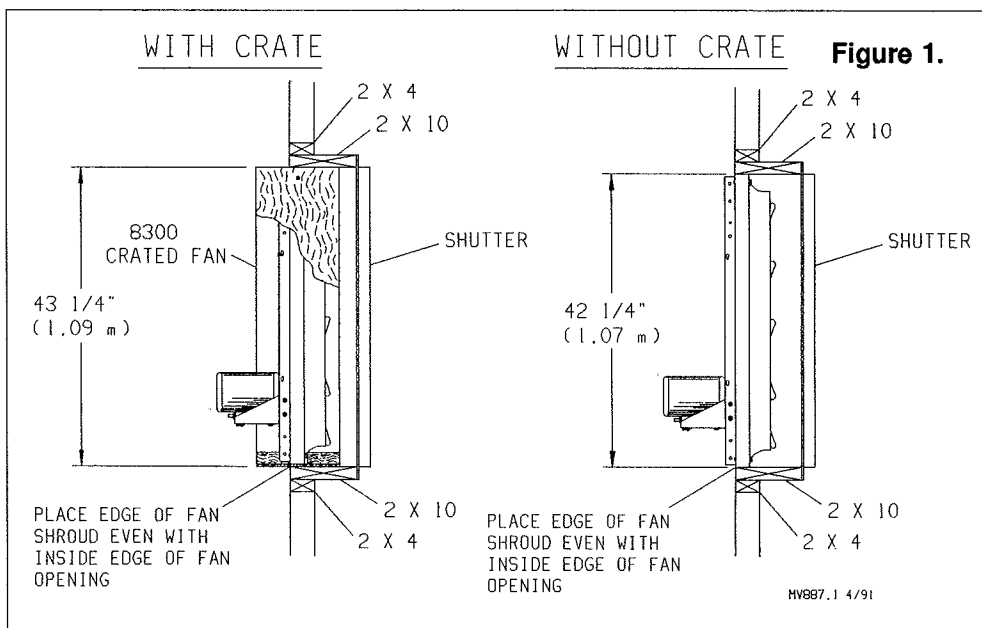
6. Wire the motor to fan controls according to instructions packed with the fan controls.

### Maintenance

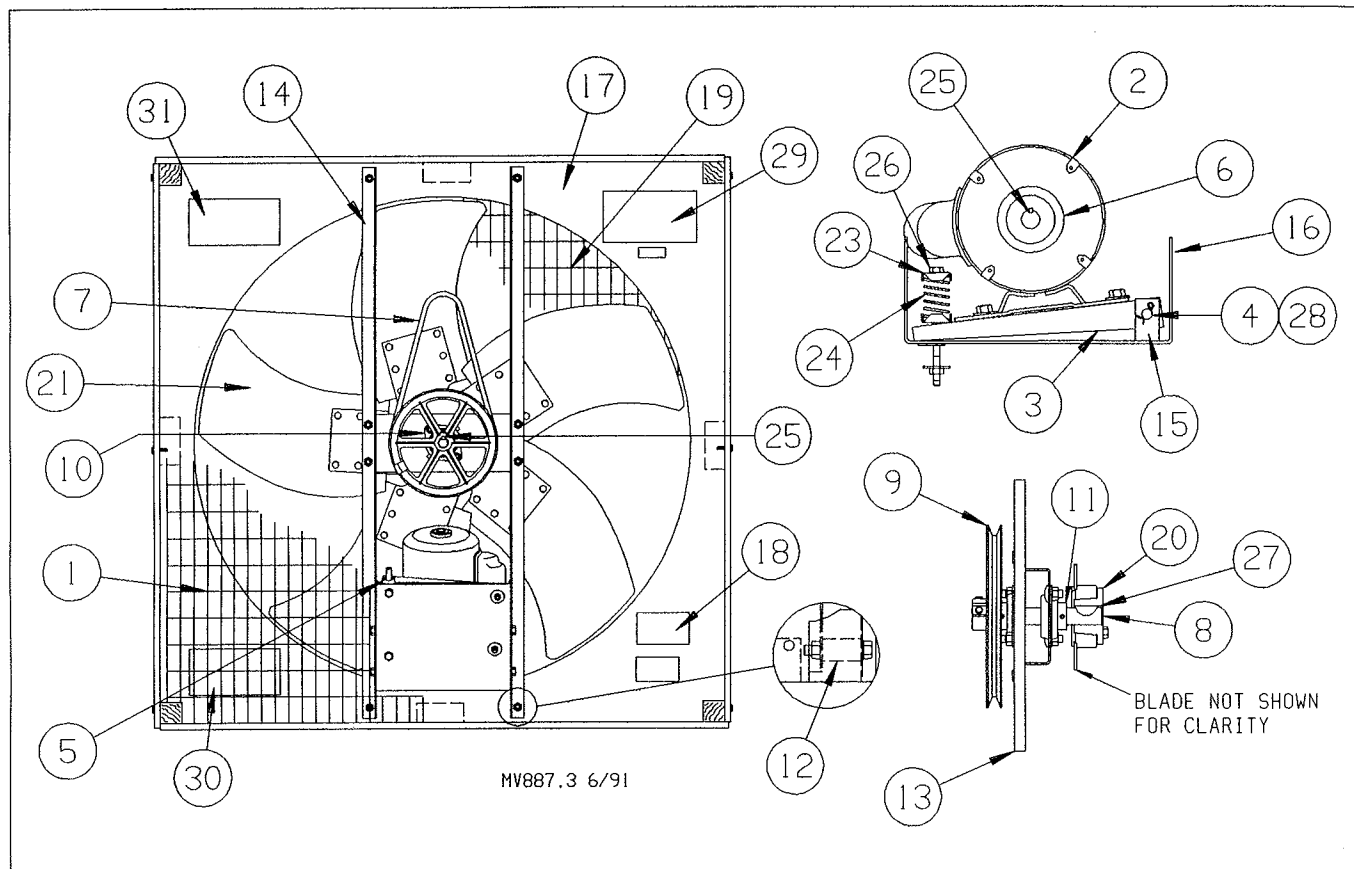
Keep the fan clean for maximum life and best performance. Do not spray with water or cleaning fluids. Remove dirt by dry brushing.

All fan motors have permanently lubricated bearings which do not require oiling.

**NOTE:** Disconnect power before servicing. Fans may start automatically causing serious injury or death.



## 36" Crated Fan Parts List



Item	Description	Part No.	Item	Description	Part No.
1.	Wire Screen	28085	17.	36" Shroud	5538
* 2.	Motor--1/2 HP	8304	18.	Danger Decal	2527-10
3.	Pivot Plate	28077	19.	Wire Screen	7687
4.	Pivot Shaft	28086	20.	Tapered Hub	4476
5.	Cotter Pin	2431	21.	Blade Assembly	28106
* 6.	2 1/2" Dia. Pulley	24704	23.	Cup Washer	14101
7.	V-Belt	14328	24.	Spring	14102
8.	Shaft	28080	25.	3/16 x 1" Sq. Key	2112-1
9.	8" Dia. Pulley	4464	26.	1/4-20 x 4 1/2 Hx Hd bolt	4404-2
10.	Flangette	20192-1	27.	3/16 x 1 Woodruff Key	28079
# 11.	Bearing Assembly	20192-5	28.	Hair Pin	2664
12.	Spacer	25457	29.	Danger Decal	2527-39
# 13.	Bearing Mount Ass'y	8197	30.	Danger Decal	2527-13
14.	Post	8231	31.	Warning Decal	2527-40
15.	Pivot Bracket	28083	---	42" x 42" Shutter (optional)	8415
16.	Post Bracket	28082			

\* The 8300-50 Hz fan contains a 1/2 H.P. 220 V. 50 Hz motor, Chore-Time part No. 8304-50 Hz; with a 3" Dia. pulley order Chore-Time part No. 8773.

# If these parts are ordered, an 8547 bearing & pulley assembly will be shipped.

### ORDERING INFORMATION

1. All parts should be ordered by PART NUMBER and DESCRIPTION as given in the PARTS LIST.
2. Parts are always billed when shipped. If a returned part is defective, and within warranty period, credit will be allowed against billing.
3. CHECK SHIPMENT FOR DAMAGES AND SHORTAGES.
4. All claims for damages or shortages resulting from shipment must be filed with the carrier.

Contact your nearby Chore-Time distributor or representative for additional parts and information.

Chore-Time Equipment, A Division of CTB, Inc.  
P.O. Box 2000, Milford, Indiana 46542-2000 U.S.A.

## SAFETY INFORMATION

CHORE-TIME is concerned about the safety of its customers. Caution, Warning and Danger decals have been placed on the equipment to warn of potentially dangerous situations. Care should be taken to keep this information intact and easy to read at all times. Replace missing or damaged safety decals.

### Safety-Alert Symbol

This is a safety-alert symbol. When you see this symbol on your equipment, be alert to the potential for personal injury.



### Signal Words

Signal words are used in conjunction with the safety-alert symbol to identify the severity of the warning.

**DANGER** ..... identifies immediate hazards which **WILL** result in severe personal injury or death.

**WARNING** ..... identifies hazards or unsafe practices which **COULD** result in severe personal injury or death.

**CAUTION** ..... identifies hazards or unsafe practices which **COULD** result in minor personal injury or product or property



**DANGER**



**WARNING**



**CAUTION**

### IMPORTANT

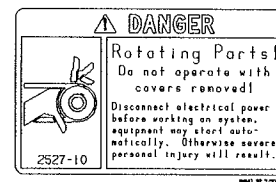
Chore-Time Equipment, Inc. strongly recommends that a good alarm system should be installed in confinement buildings to warn of power failure and high temperature.

Chore-Time Equipment recommends that an alternate power source be available for confinement buildings in case of power failure.

## THESE DECALS ARE PLACED ON THE SHROUD OF THE 36" FAN

### DANGER--ROTATING PARTS

Severe personal injury will result, if the equipment is operated without covers properly installed, and if equipment starts automatically while in contact with rotating parts.



### DANGER--ELECTRICAL HAZARD

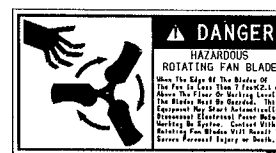

Disconnect electrical power before inspecting or servicing equipment unless maintenance instructions specifically state otherwise.

Ground all electrical equipment for safety.

All electrical wiring must be done by a qualified electrician in accordance with local and national electric codes.

Ground all non-current carrying metal parts to guard against electrical shock.

Electrical disconnects and over current protection are not supplied with the equipment, with the exception of motor overload protection.



## WARRANTY INFORMATION

Chore-Time Equipment warrants each new product manufactured by it to be free from defects in material or workmanship for one year from the date of initial installation by the original purchaser. If such a defect is found by Chore-Time to exist within the one year period, Chore-Time will, at its option, (a) repair or replace such product free of charge, F.O.B. the factory of manufacture, or (b) refund to the original purchaser the original purchase price, in lieu of such repair or replacement.

Additional extended warranties are herewith provided to the original purchaser as follows:

1. RLX Fans, less motors, for three years from date of installation.
2. Poultry feeder pans that become unusable within five years from date of installation. Warranty prorated after three years usage.
- \*3. Rotating centerless augers, excluding applications involving High Moisture Corn (exceeding 18%), for ten years from date of installation. Applications involving High Moisture Corn are subject to a one year warranty.
4. Chore-Time manufactured roll-formed steel auger tubes for ten years from date of installation.
5. Laying cages that become unusable within ten years. Warranty prorated after three years usage.
- \*6. ULTRAFLO® Auger and ULTRAFLO® Feed Trough (except ULTRAFLO® Trough Liners) are warranted for a period of five (5) years from date of original purchase against repeated breakage of the auger or wear-through of the feed trough.

Conditions and limitations:

1. The product must be installed and operated in accordance with instructions published by Chore-Time or warranty will be void.
2. Warranty is void if all components of a system are not supplied by Chore-Time.
3. This product must be purchased from and installed by an authorized Chore-Time dealer or certified representative thereof, or the warranty will be void.
4. Malfunctions or failure resulting from misuse, abuse, negligence, alteration, accident, or lack of proper maintenance shall not be considered defects under this warranty.
5. This warranty applies only to systems for the care of poultry and livestock. Other applications in industry or commerce are not covered by this warranty.

Chore-Time shall not be liable for any consequential or special damage which any purchaser may suffer or claim to have suffered as a result of any defect in the product. "Consequential" or "special damages" as used herein include, but are not limited to, lost or damaged products or goods, costs of transportation, lost sales, lost orders, lost income, increased overhead, labor and incidental costs and operational inefficiencies.

THIS WARRANTY CONSTITUTES CHORE-TIME'S ENTIRE AND SOLE WARRANTY AND CHORE-TIME EXPRESSLY DISCLAIMS ANY AND ALL OTHER WARRANTIES, INCLUDING, BUT NOT LIMITED TO, EXPRESS AND IMPLIED WARRANTIES AS TO MERCHANTABILITY, FITNESS FOR PARTICULAR PURPOSE SOLD AND DESCRIPTION OR QUALITY OF THE PRODUCT FURNISHED HEREUNDER.

Any exceptions to this warranty must be authorized in writing by an officer of the company. Chore-Time reserves the right to change models and specifications at any time without notice or obligation to improve previous models.

\*See separate "WARRANTY ADDITION" as to these products.

CHORE-TIME EQUIPMENT, A Division of CTB, Inc.  
P.O. Box 2000, Milford, Indiana 46542-2000 U.S.A.

Printed in the U.S.A.