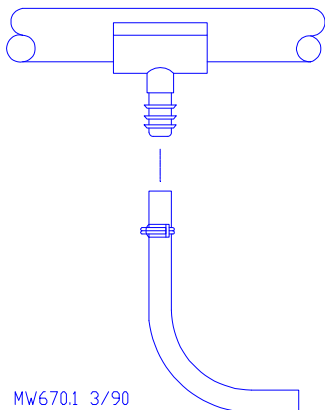




WATERING SYSTEMS

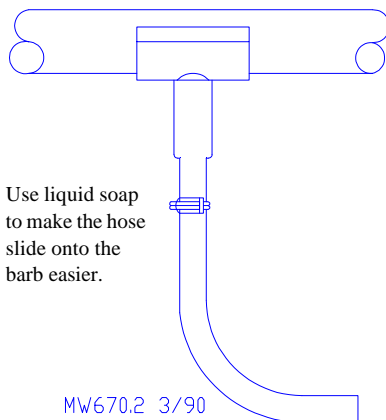
## Correct Installation of Hoses

### 1. Place hose clamp on hose.



MW670.1 3/90

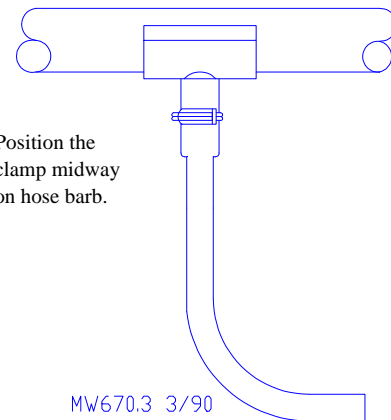
### 2. Slide hose onto the barb.



Use liquid soap  
to make the hose  
slide onto the  
barb easier.

MW670.2 3/90

### 3. Slide hose clamp into place.



Position the  
clamp midway  
on hose barb.

MW670.3 3/90

MW670D-390

Contact your nearby Chore-Time distributor or representative for additional parts and information.

Chore-Time Equipment, A Division of CTB, Inc.  
P.O. Box 2000, Milford, Indiana 46542-2000 U.S.A.

Printed in the U.S.A.