

## Feed Management

Chore-Time's Feed Management Systems include its:

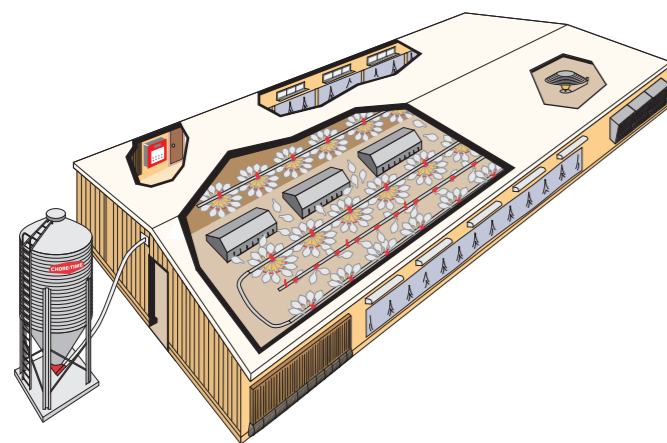


- Famous FLEX-AUGER® Feed Conveying Systems,
- Reliable feed scales and bin scales, and
- ALL-OUT® Feed Storage bins from 6 to 15 feet (1.8 to 4.6 meters) in diameter.



## Ventilation, Cooling & Heating

Chore-Time has what you need to keep your broilers comfortable and productive.

- High-performance fiberglass and galvanized tunnel fans with efficient HYFLO® Shutters.
- Energy-saving variable speed fans and innovative evaporative cooling systems.
- 80,000 BTU QUADRATHERM® Heaters, as well as high-output brooders and tube heaters.
- Tunnel doors and attic inlets for better in-house air mixing and energy savings.
- Reliable winches and sidewall inlets.



## The Total Breeder Package

When you choose Chore-Time's Complete Breeder Package, you also get:

- Poultry industry experience since 1952.
- Knowledgeable regional distributors with factory-trained technical service personnel.
- Comprehensive and easy-to-use operation and installation manuals.



Every. Day. PERFORMANCE™

[www.choretime.com](http://www.choretime.com)

Chore-Time is a division of CTB, Inc.  
A Berkshire Hathaway Company

Find your authorized independent distributor at [choretime.com/distributor](http://choretime.com/distributor)

**Chore-Time**  
Milford, Indiana USA  
[info@choretime.com](mailto:info@choretime.com)

**Chore-Time Europe Sp. z o.o.**  
Strykowo, Poland  
[info@choretime.pl](mailto:info@choretime.pl)

**Chore-Time Europe B.V.**  
Panningen, Netherlands  
[info@choretime.nl](mailto:info@choretime.nl)

**Chore-Time Ede B.V.**  
Ede, Netherlands  
[info@choretime.nl](mailto:info@choretime.nl)

CT-2339/202605

# Totally for Breeders



Every. Day. PERFORMANCE™



- Complete Integrated Package
- Designed for Production
- Optimize Performance

## Complete Breeder Feeding Systems

Chore-Time's complete breeder feeding systems provide innovative design, proven performance and durability



The **KONAVI® Pullet Feeder** from Chore-Time can aid producers in getting breeder pullet chicks started off right for producing improved early uniformity for the flock.


- With the KONAVI Feeder's low pan height and patented scalloped edge, pullet chicks learn to eat from the outside of the pan starting at day one, resulting in reduced feed contamination.
- By indexing the feeder system, producers can help minimize bird migration and fighting over feeder space at the start of feeding time because indexing spreads the feed around the house evenly.



Chore-Time's **ULTRAFLO® Breeder Feeding System** quickly and reliably delivers uniform feed to every breeder hen. A variety of grill spacings and profiles is available to prevent males from eating the hens' ration.




GENESIS® Breeder Feeder Systems available in loop and straight-line configurations.



Chore-Time's **GENESIS® Breeder Feeder** especially created for use with broiler breeder pullets and hens.

- The pullet feeder handles up to 22 pullets per feeder and has 92 inches (235 cm) of eating space per pan.
- The 4-on-12 breeder feeder offers 50 percent more bird space than chain feeders and can be configured in loops up to 600 feet (183 m) long.
- More eating space, uniform feed delivery and less waste – without tube indexing – are just a few of the advantages of double-pan feeding.




**UltraMale® Breeder Feeder** with single or double-sided eating provides ample space for rooster feeding. Feed is distributed quickly and uniformly throughout the house.



Chore-Time's **REVOLUTION® Rooster Feeder** gives producers the option of automatically filling the feeders in the air or at floor level. The 8-spoke scalloped grill offers roosters comfortable feed access.



Chore-Time's **ULTRAPAN® Feeder** for Pullets and Breeders is available with an adjustable hen-only grill or a snap-on option (shown below).



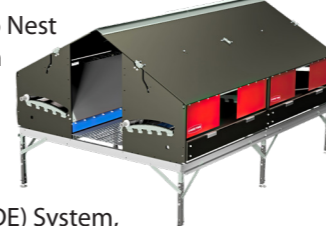

Chore-Time's **Feed Scale** helps with feed scheduling and measuring bird performance based on eating habits. Unique pivoting split hopper dumps feed from one side while the other side is filling for continuous flow.

## Additional Breeder House Equipment

Chore-Time offers a complete line of breeder house equipment, including nests and egg collection, drinking systems, controls and scales.

### Nesting and Egg Collection

Chore-Time's **Nesting Systems** offer easy management with a choice of styles:

- Community-style Valego Nest features a proven design to create a sturdy, quiet, clean and spacious environment. When used with the patented Rack-Drive Expulsion (RDE) System, it offers superior egg protection and moves out ALL the birds. 
- Individual nests feature hinged tops and automatic lid-closing system to help train birds not to roost in nests. Two nest hole sizes – 9.5 and 12 inches (24 and 30 cm) and a variety of nest bottoms and pads are available. 
- Reliable egg collectors and egg flow control for both system styles.

### Hopper Options



Chore-Time's **Hopper Weigh Scale** weighs up to 400 pounds (181 kg) and can be used for accurate tracking of a separate feed ration.

Chore-Time's **Plastic Feeder Line Hopper** has a twist-lock bottom collar, making it easy to remove for house clean-out. Its smooth interior surface and 60-degree hopper slope improve feed flow. Made of durable polypropylene plastic, it holds 150 pounds (68 kg).

### Controls and Scales




**CATALYST® Control** offers the whole-house control functions of CHORE-TRONICS® Controls along with extra capabilities especially for breeder operations. These include special clocks for male and female feeding as well as egg room control.

Chore-Time's **Bird Scales** provide an affordable and accurate way to track growth and uniformity to help you optimize your operation based on user-defined standards. Birds move across the scale on their own, reducing the labor and biosecurity risks of manual weighing.



### Breeder Drinking Systems



Chore-Time's **RELIA-FLOW® Drinkers with Lift Triggers** feature precision-machined stainless steel parts and consistent, reliable flow, with a shorter nipple pin and less lateral movement designed especially for breeders. A catch cup is also available.

Chore-Time's **PDS™ Controls** provide centralized control of all drinker lines in the house.



Every. Day. PERFORMANCE.™